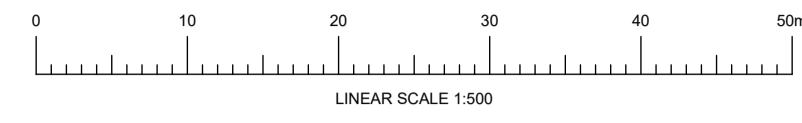
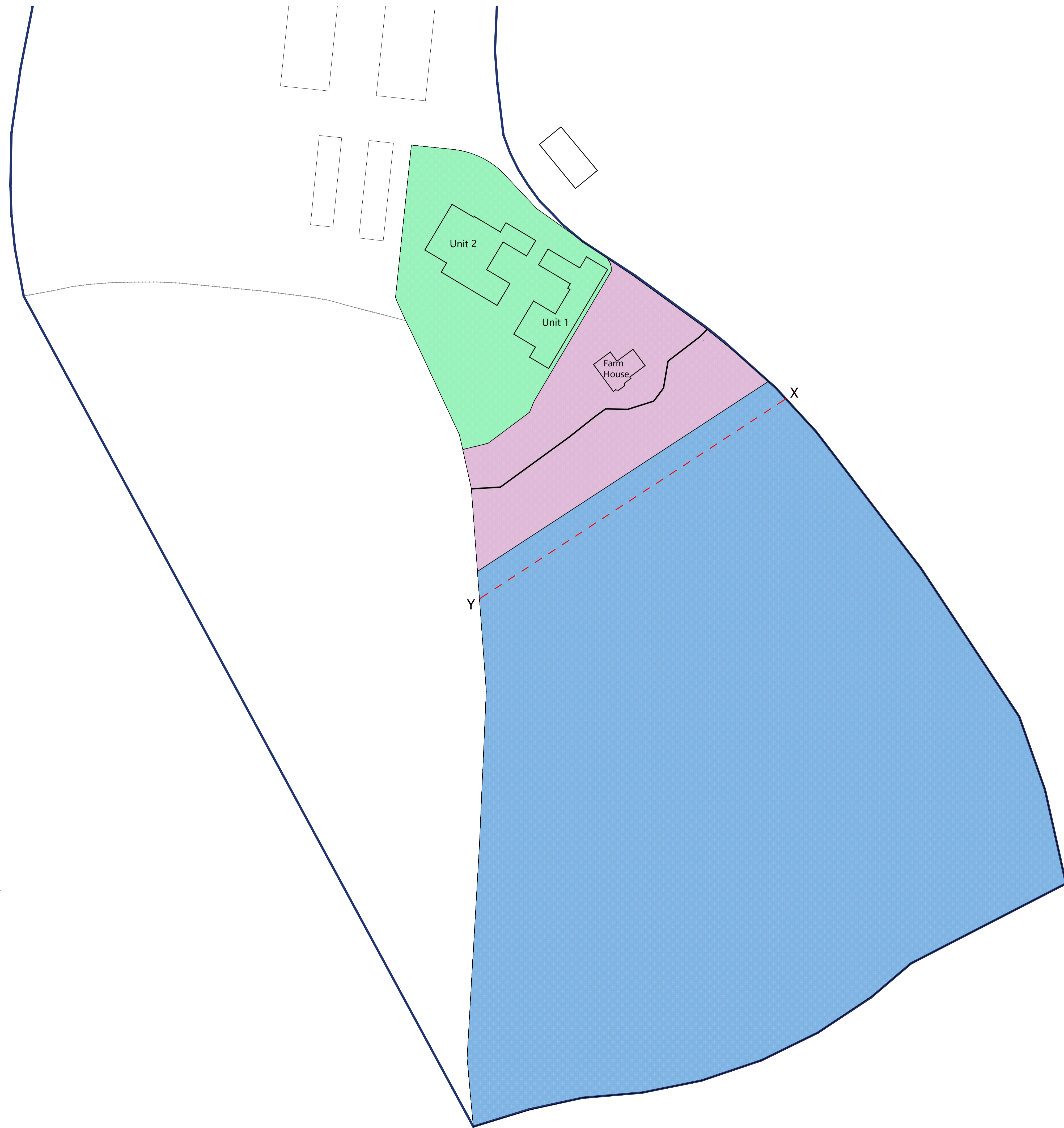


Sales Plan
Scale 1:500






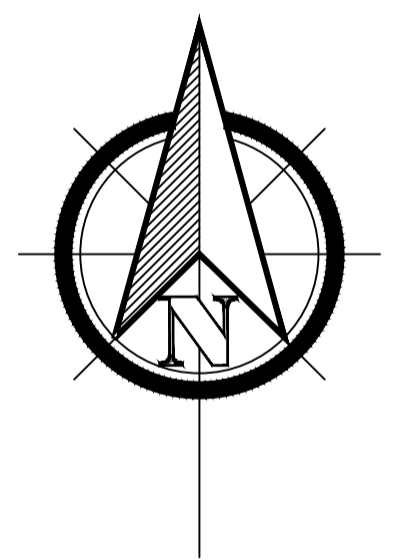
No dimensions to be scaled from drawing. All dimensions to be checked on site.
 Any discrepancies between this drawing and any information given elsewhere are to be reported to Architect immediately.

Rev	Revision	Date



Key :-

-  - Lot 1
-  - Lot 2
-  - Lot A



Tel 0191 4159005 www.abcarch.co.uk
 Fax 0191 4159003 mail@abcarch.co.uk

CLIENT
James Luckin

PROJECT
**Proposed Development at
 Wheats Farm, Chelmsford, Essex, CM3 1HW**

DRG
**Sales Plan
 Lots 1, 2 & A**

SCALE	DATE	Draw No
1:500	05/07/2024	1223